

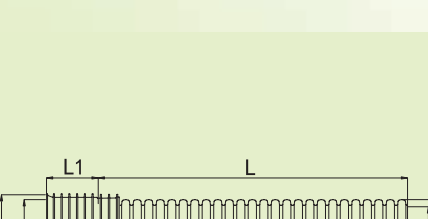


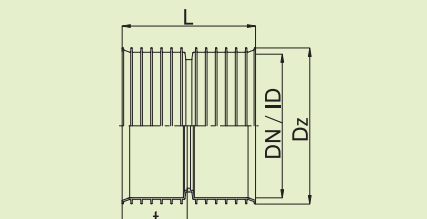

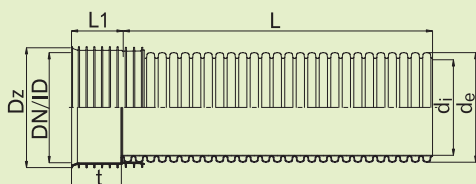


Rury i kształtki do kanalizacji zewnętrznej z PP K2-Kan


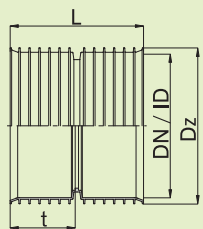
Rura kanalizacyjna z PP K2-Kan z kielichem

	DN/ID *DN/OD	de [mm]	di [mm]	t [mm]	L1 [mm]	L [mm]	indeks
	*160	160	142	82	90	2000	0912343200
		160	142	82	90	3000	0912343300
		160	142	82	90	6000	0912343600
	200	225	200	101	110	2000	0922543200
		225	200	101	110	3000	0922543300
		225	200	101	110	6000	0922543600
	250	282	250	125	135	2000	0922743200
		282	250	125	135	3000	0922743300
		282	250	125	135	6000	0922743600
	300	340	300	149	158	2000	0922943200
		340	300	149	158	3000	0922943300
		340	300	149	158	6000	0922943600
	400	455	400	208	214	3000	0923143300
		455	400	208	214	6000	0923143600
	500	569	500	248	268	3000	0923343300
		569	500	248	268	6000	0923343600
	600	683	600	279	309	3000	0923543300
		683	600	279	309	6000	0923543600
	800	905	800	370	395	3000	0923743300
		905	800	370	395	6000	0923743600
	1000	1135	1000	456	480	3000	0923943300
		1135	1000	456	480	6000	0923943600

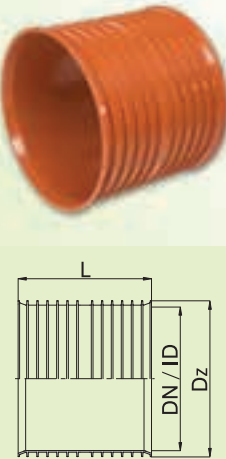


* wymiar odniesiony do średnicy zewnętrznej DN/OD


Złączka z PP K2-Kan

	DN/ID	Dz [mm]	t [mm]	L [mm]	indeks
 	160	181	82	180	1003233000
	200	254	101	220	1003253000
	250	317	125	270	1003273000
	300	376	149	315	1003293000
	400	499	208	427	1003313000
	500	615	248	536	1003333000
	600	731	279	618	1003353000
	800	970	370	790	1003373000
	1000	1212	456	960	1003393000

Nasuwka z PP K2-Kan

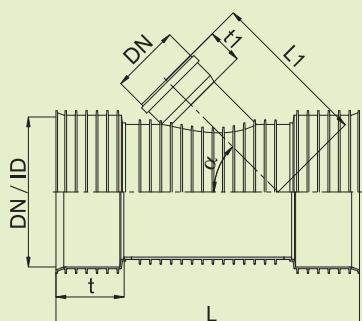
	DN/ID	Dz [mm]	L [mm]	indeks
	160	181	180	1001233000
	200	254	220	1001253000
	250	317	270	1001273000
	300	376	315	1001293000
	400	499	427	1001313000
	500	615	418	1001333000
	600	731	503	1001353000
	800	970	700	1001373000
	1000	1212	870	1001393000

Kolano z PP K2-Kan

	DN/ID	α	L [mm]	t [mm]	indeks
	160	15°	114	82	1012233150
		30°	121	82	1012233300
		45°	134	82	1012233450
		90°	170	82	1012233900
	200	15°	144	101	1012253150
		30°	152	101	1012253300
		45°	170	101	1012253450
		90°	215	101	1012253900
	250	15°	176	125	1012273150
		30°	192	125	1012273300
		45°	210	125	1012273450
		90°	273	125	1012273900
	300	15°	225	149	1012293150
		30°	245	149	1012293300
		45°	268	149	1012293450
		90°	310	149	1012293900
	400	15°	290	208	1012313150
		30°	317	208	1012313300
		45°	347	208	1012313450
		90°	404	208	1012313900
	500	15°	417	248	1012333150
		30°	451	248	1012333300
		45°	550	248	1012333450
		90°	620	248	1012333900
	600	15°	450	279	1012353150
		30°	494	279	1012353300
		45°	650	279	1012353450
90°		735	279	1012353900	
800	15°	580	370	1012373150	
	30°	620	370	1012373300	
	45°	730	370	1012373450	
	90°	950	370	1012373900	
1000	15°	710	456	1012393150	
	30°	790	456	1012393300	
	45°	930	456	1012393450	
	90°	1180	456	1012393900	

Trójnik 45° z PP K2-Kan / rura gładka (PVC lub PP)

DN/ID	DN [mm]	L [mm]	L1 [mm]	t [mm]	t1 [mm]	indeks
160	160	449	294	82	78	1020153450
200	160	487	308	101	78	1020183450
	200	549	378	101	92	1020193450
250	160	555	470	125	90	1020223450
	200	555	450	125	108	1020233450
	250	555	450	125	135	1020243450
300	160	690	568	149	90	1020273450
	200	690	568	149	108	1020283450
	250	690	568	149	135	1020293450
	315	780	568	149	150	1020303450
400	160	890	702	208	90	1020333450
	200	890	682	208	108	1020343450
	250	890	660	208	135	1020353450
	315	890	637	208	150	1020363450
500	160	1170	647	248	90	1020403450
	200	1170	666	248	108	1020413450
	250	1170	684	248	135	1020423450
	315	1170	696	248	150	1020433450
600	160	1218	737	279	90	1020483450
	200	1218	756	279	108	1020493450
	250	1218	774	279	135	1020503450
	315	1218	786	279	150	1020513450
800	200	1218	900	370	108	1020583450
1000	200	1218	1180	456	108	1020683450



Trójnik 45° z PP K2-Kan

DN/ID	DN1/ID [mm]	L [mm]	L1 [mm]	t [mm]	t1 [mm]	indeks
160	160	449	298	82	82	1022153450
200	160	487	312	101	82	1022183450
	200	549	387	101	101	1022193450
250	160	555	430	125	82	1022223450
	200	555	430	125	101	1022233450
	250	555	430	125	125	1022243450
300	160	690	520	149	82	1022273450
	200	690	520	149	101	1022283450
	250	690	520	149	125	1022293450
	300	780	520	149	149	1022303450



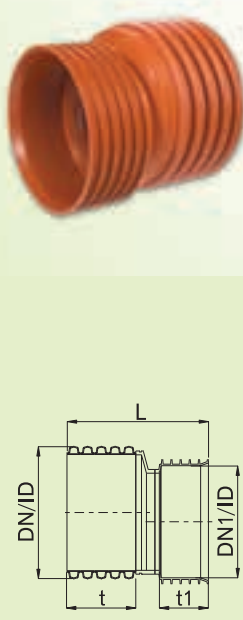
Trójnik 45° z PP K2-Kan

	DN/ID	DN1/ID [mm]	L [mm]	L1 [mm]	t [mm]	t1 [mm]	indeks
	400	160	890	642	208	82	1022333450
		200	890	642	208	101	1022343450
		250	890	645	208	125	1022353450
		300	890	645	208	149	1022363450
		400	890	645	208	208	1022373450
	500	200	1170	660	248	101	1022413450
		250	1170	685	248	125	1022423450
		300	1170	708	248	149	1022433450
		400	1170	737	248	208	1022443450
	600	200	1218	750	279	101	1022493450
		250	1218	775	279	125	1022503450
		300	1218	798	279	149	1022513450
		400	1218	827	279	208	1022523450
	800	300	1218	948	370	149	1022603450
	1000	300	1218	1224	456	149	1022703450

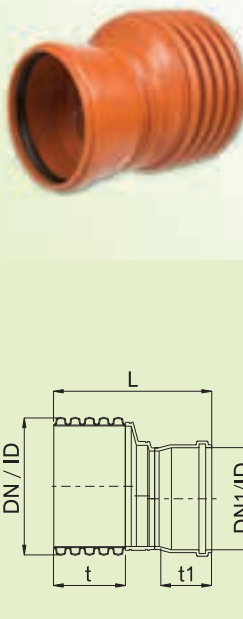
Redukcja ekscentryczna z PP K2-Kan

	DN/ID	DN1/ID [mm]	L [mm]	t [mm]	t1 [mm]	indeks
 	200	160	240	101	82	1030183000
	250	200	288	125	101	1030233000
	300	200	279	149	101	1030283000
	300	250	342	149	125	1030293000
	400	250	362	208	125	1030353000
	400	300	457	208	149	1030363000
	500	300	437	248	149	1030433000
	500	400	553	248	208	1030443000
	600	400	535	279	208	1030523000
	600	500	594	279	248	1030533000
	800	600	715	370	279	1030633000
	1000	800	880	456	370	1030743000

Redukcja ekscentryczna z PP K2-Kan BK / K2-Kan

	DN/ID	DN1/ID [mm]	L [mm]	t [mm]	t1 [mm]	indeks
	200	160	240	101	82	1032183000
250	200	254	132	101	1032233000	
300	200	298	176	101	1032283000	
300	250	323	176	125	1032293000	
400	250	387	240	125	1032353000	
400	300	409	240	149	1032363000	
500	300	462	293	149	1032433000	
500	400	518	293	208	1032443000	
600	400	555	330	208	1032523000	
600	500	610	330	248	1032533000	
800	600	761	440	279	1032633000	
1000	800	936	528	370	1032743000	

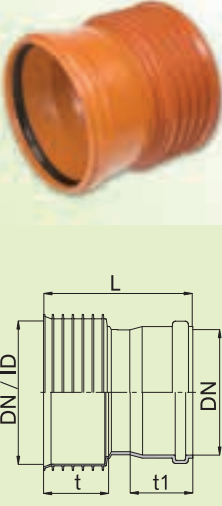
Redukcja ekscentryczna z PP K2-Kan BK / KG

	DN/ID	DN1/ID [mm]	L [mm]	t [mm]	t1 [mm]	indeks
	200	160	240	101	82	1034183000
250	160	244	132	81	1034223000	
300	160	284	176	81	1034273000	
400	160	252	240	81	1034333000	
400	315	402	240	144	1034363000	
500	160	405	293	81	1034403000	
500	315	455	293	144	1034433000	
600	160	442	330	81	1034483000	
600	315	492	330	144	1034513000	

Złączka z PP K2-Kan do kielicha (PVC-U lub PP)

	DN/ID	DN [mm]	L [mm]	t [mm]	t1 [mm]	indeks
	160	160	175	82	82	1038233000
	200	200	226	101	102	1038253000
	250	250	272	125	124	1038273000
	300	315	317	149	144	1038293000
	400	400	416	208	178	1038313000
	500	500	502	248	218	1038333000
	600	630	579	279	270	1038353000

Złączka z PP K2-Kan do rury gładkiej (PVC-U lub PP)

	DN/ID	DN [mm]	L [mm]	t [mm]	t1 [mm]	indeks
	160	160	175	82	78	1039233000
	200	200	235	101	102	1039253000
	250	250	282	125	124	1039273000
	300	315	328	149	144	1039293000
	400	400	430	208	178	1039313000
	500	500	525	248	218	1039333000

Korek z PP K2-Kan

	DN/ID	L [mm]	t [mm]	indeks
	160	90	82	1041233000
	200	118	101	1041253000
	250	143	125	1041273000
	300	172	149	1041293000
	400	228	208	1041313000
	500	284	248	1041333000
	600	324	279	1041353000

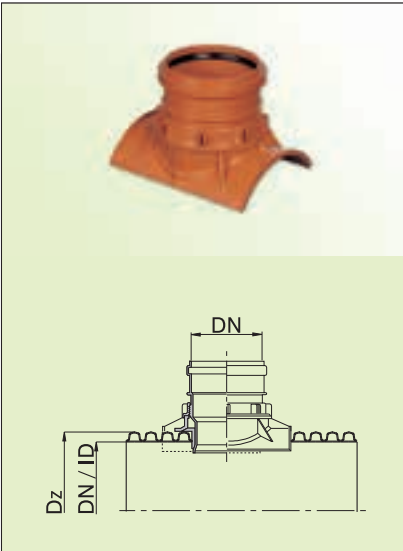
Korek wewnętrzny z PP K2-Kan

	DN/ID	L [mm]	indeks
	160	95	1042233000
200	120	1042253000	
250	142	1042273000	
300	186	1042293000	
400	252	1042313000	
500	305	1042333000	
600	342	1042353000	


Przejście szczelne z PP K2-Kan do przegród budowlanych (studzienek betonowych)

	DN/ID	Dz1 [mm]	L [mm]	indeks
	160	181	90	1049233000
200	254	110	1049253000	
250	317	135	1049273000	
300	376	158	1049293000	
400	499	214	1049313000	
500	615	268	1049333000	
600	731	309	1049353000	
800	968	395	1049373000	
1000	1200	480	1049393000	

Przyłącze siodłowe do rur K2-Kan

	DN/ID	DN [mm]	Dz [mm]	indeks
	250	200	282	1028233900
	300	200	340	1028283900
	400	200	455	1028343900

Uszczelka K2-Kan

	DN/ID	H [mm]	B [mm]	indeks
	160	11,1	10,2	5131231010
	200	14,5	11,9	5131251010
	250	17,3	14,3	5131271010
	300	21,9	18,4	5131291010
	400	31,2	27,5	5131311010
	500	36,6	31,6	5131331010
	600	45,5	35,3	5131351010
	800	57,6	47,6	5131371010
	1000	72,0	61,0	5131391010